



## Restoring Blue Diamond Implants

**\*\*NOTE:** There are **TWO** different connections for this implant,

Narrow Connection (**NC**) and Regular Connection (**RC**)\*\*

### Narrow Connection Implants

3.3

3.7



### Regular Connection Implants

4.1

4.4


4.8

5.3

## Scan Healing Abutments

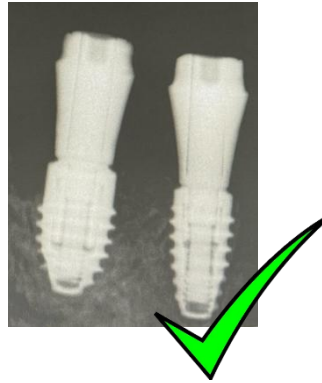
Implant System		Diameter	Cuff Height
BLUEDIAMOND	NC	Ø4.0, Ø5.0	4, 5, 7, 9 mm
	RC	Ø4.0, Ø5.0, Ø6.0, Ø7.0	4, 5, 7, 9 mm

MegaGen's Scan Healing Abutments (SHA) come different diameters and heights, please refer to the chart below. Please note that it is important to provide your lab with diameter AND height.

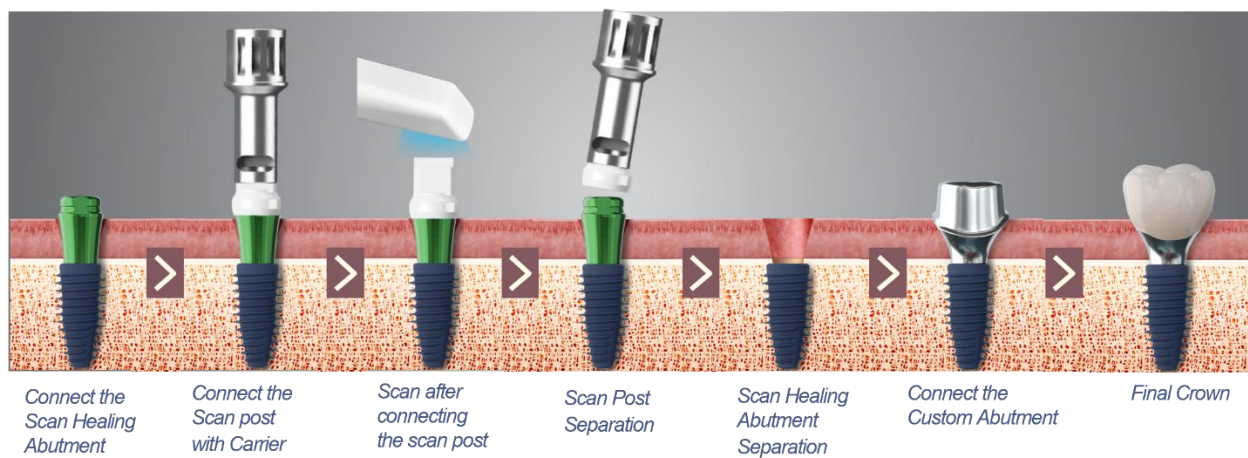


**Scan Healing Abutments can be used WITH or WITHOUT the scan post, if using without the scan post the SHA MUST be at least 2mm above the tissue.**

Take a verification X-Ray to make sure the SHA is properly seated

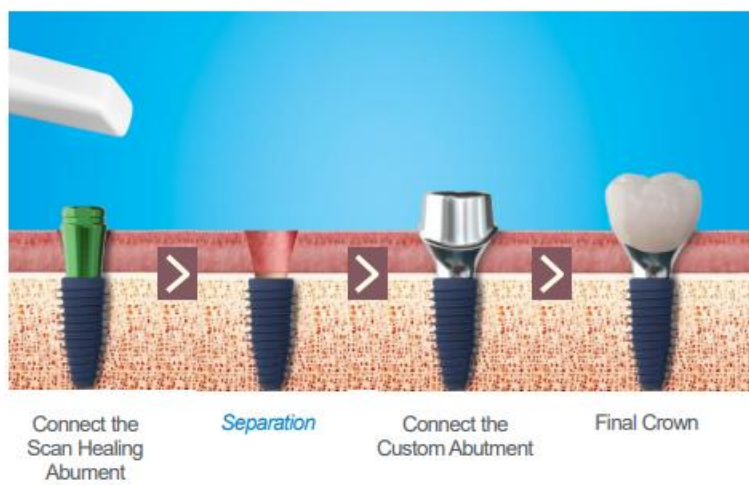


- Scan Healing Abutment with scan post

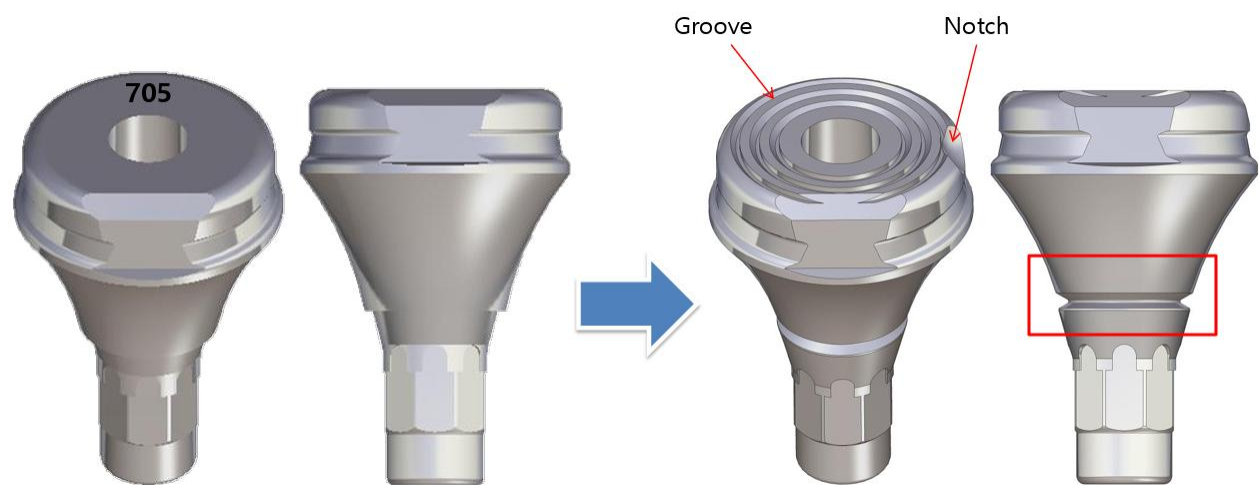


When using the scan post, please use the carrier to get a definitive **SNAP** of the post on to the abutment.  
Please note this scan posts are **SINGLE USE ONLY**.

- Scan Healing Abutment without Scan post



As of August 2025, there is a way to determine the diameter and height of the Scan Healing Abutment due to the design. MegaGen has incorporated Notches and Grooves so that labs can easily differentiate between the sizes, they have also added a laser marking to verify seating of the abutment.

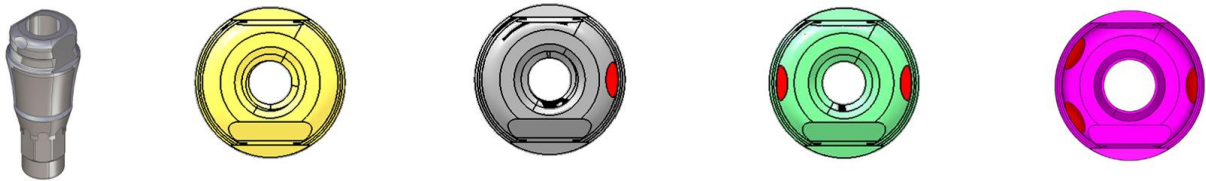


The color of the SHA will is also correlated with the height:

- 4mm: GOLD
- 5mm: SILVER
- 7mm: GREEN
- 9mm: PINK

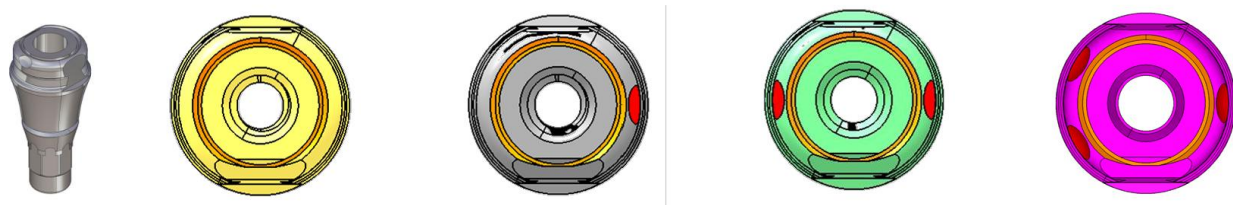
	Ø4	Ø5	Ø6	Ø7
Groove	0	1	2	3
Height(mm)	4	5	7	9
Notch	0	1	2	3

Blue Diamond 4mm SHA (Notch is shown in RED)



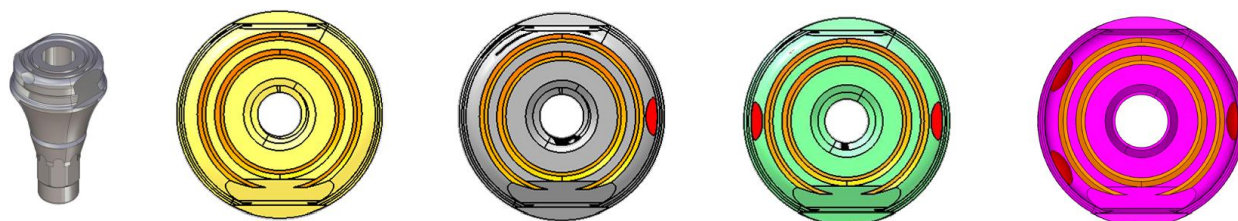
	AROISHR4004	AROISHR4005	AROISHR4007	AROISHR4009
Height	4mm	5mm	7mm	9mm
Anodizing	Gold	-	Green	Pink
Groove	-	-	-	-
Notch	-	1	2	3

**Blue Diamond 5mm SHA (Notch is shown in **RED** and groove is shown in **ORANGE**)**



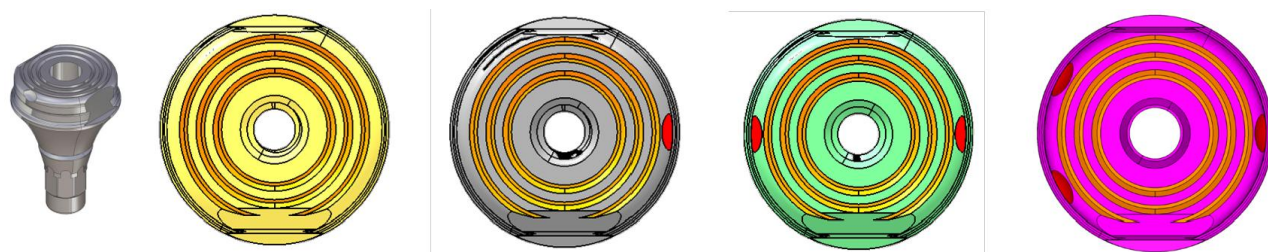
	AROISHR5004	AROISHR5005	AROISHR5007	AROISHR5009
Height	4mm	5mm	7mm	9mm
Anodizing	Gold	-	Green	Pink
Groove	1	1	1	1
Notch	-	1	2	3

**Blue Diamond 6mm SHA (Notch is shown in **RED** and groove is shown in **ORANGE**)**



	AROISHR6004	AROISHR6005	AROISHR6007	AROISHR6009
Height	4mm	5mm	7mm	9mm
Anodizing	Gold	-	Green	Pink
Groove	2	2	2	2
Notch	-	1	2	3

**Blue Diamond 7mm SHA (Notch is shown in **RED** and groove is shown in **ORANGE**)**



	AROISHR7004	AROISHR7005	AROISHR7007	AROISHR7009
Height	4mm	5mm	7mm	9mm
Anodizing	Gold	-	Green	Pink
Groove	3	3	3	3
Notch	-	1	2	3

**\*\*Digital libraries for Scan Healing Abutment WITH and WITHOUT scan posts for EXOCAD and 3SHAPE are available at [www.megagendigital.com](http://www.megagendigital.com)\*\***

**If you need any assistance, please contact:**

**MegaGen's Digital Team @ 1 (844) 288-5425 ext. 2**